

The logo for Hedsam X, featuring a stylized 'H' icon followed by the text 'HEDSAM X' in a bold, sans-serif font. The logo is centered within a semi-transparent white rectangular box.

HEDSAM X

The new-generation
access control system

Hedsam X

User manual, KV14



Scheduled tasks



Oy Hedengren Security Ab | Lauttasaarentie 50 | 00200 Helsinki
www.hedengrensecurity.fi

KV14_HEDSAM X-WEB MANUAL_v1.2_FI.

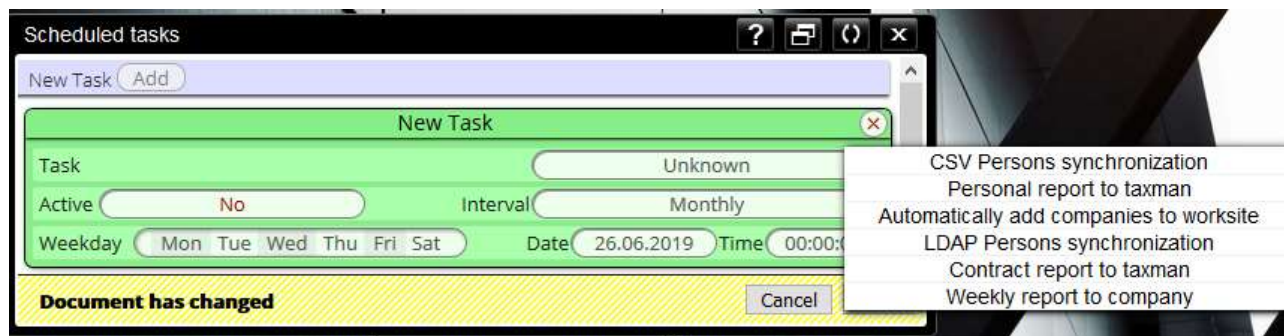
Scheduled tasks

Click on the main menu "Hedengren" icon.		hedsam
And from the menu select "Settings".		Settings
In the window that opens click "User settings".		 Scheduled tasks

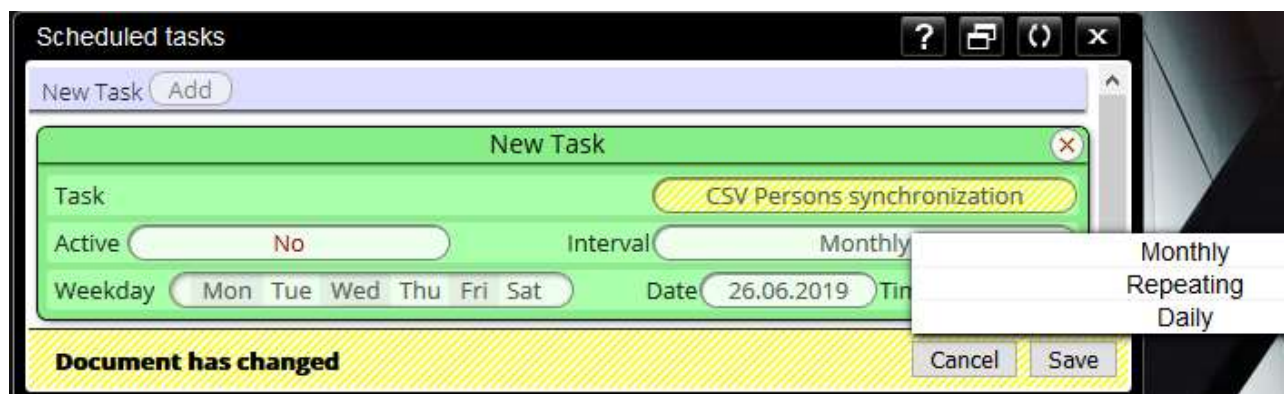
In the window that open click "Add" to create a new one.



A new menu appears for the settings. By clicking in the field tasks you find all the possible tasks (the tasks shown depends on the Hedsam X licence. It can be activated and deactivated).



Interval: Her you can choose "Monthly" "Repeating" and "Daily".



Weekday specifies when the task is repeated, in this example every day (all days selected).

In the time field we specify when to start.

The screenshot shows the 'Scheduled tasks' dialog box with the 'New Task' tab selected. The task is named 'CSV Persons synchronization'. The 'Active' checkbox is checked. The 'Interval' is set to 'Daily'. The 'Weekday' field shows all days (Mon, Tue, Wed, Thu, Fri, Sat) selected. The 'Date' is 26.06.2019 and the 'Time' is 04:00:00. A yellow banner at the bottom indicates 'Document has changed' with 'Cancel' and 'Save' buttons.

After saving a menu appears to enter the path to the file.

The screenshot shows the 'Scheduled tasks' dialog box with the 'CSV Persons synchronization' task selected. The task is active and set to run daily at 04:00:00 on 26.06.2019. The 'Path to file' field is highlighted, showing 'c:\data\person_data.txt'. A yellow banner at the bottom indicates 'Document has changed' with 'Cancel' and 'Save' buttons.

With these settings this task will start "CSV persons synchronization every night at 04:00 from Monday to Sunday using the file "person_data.txt".

The screenshot shows the 'Scheduled tasks' dialog box with the 'CSV Persons synchronization' task selected. The task is active and set to run daily at 04:00:00 on 26.06.2019. The 'Path to file' field is highlighted, showing 'c:\data\person_data.txt'. A yellow banner at the bottom indicates 'Document has changed' with 'Cancel' and 'Save' buttons.